

PARTING & GROOVING

Parting & Grooving Inserts Overview

Parting & Grooving Inserts

Parting & Grooving Holders

Parting & Grooving Overview

Parting & Groove Turn Grades

Parting and Grooving Grades	P Steel				M Stainless steel				K Cast iron			N Non Ferrous		S Super Alloy	
	P10	P20	P30	P40	M10	M20	M30	M40	K10	K20	K30	N10	N20	S10	S20
PVD	YG602G (YG602)	602G				602G				602G					602G
	YG603					603									

YG602G (YG602) P20 - P35 M20 - M40 K20 - K40 S15 - S25	 PVD - TiAlN	Universal grade for Parting & Groove Turn <ul style="list-style-type: none"> Ultra Dense PVD Coating with optimal thermal resistance & strength Sub - Micron substrate designed for demanding application YG602G : First Choice for Low Cutting Speed, Soft and Sticky Material with Low Hardness (Gold Color) YG602 : First Choice for General Application (Violet Color)
	YG603 M30 - M50	 PVD - TiAlN

Parting & Grooving Inserts

	TD. Series	Inserts TDN, TDP, TDY	2, 3, 4, 5
--	------------	---------------------------------	------------

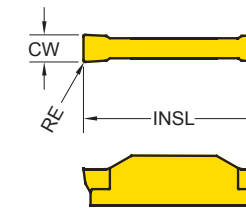
Parting & Grooving Chipbreakers

Parting & Grooving	- P		<ul style="list-style-type: none"> For Parting & Deep Grooving For Low Feed Rate and Difficult to Cut Materials
	- N		<ul style="list-style-type: none"> For External Parting And Grooving For General Use
Turning & Grooving	- Y		<ul style="list-style-type: none"> For External Turning & Grooving For Medium feed rate
	NEW GL		<ul style="list-style-type: none"> For External, Internal turning and Grooving Face grooving and Face turning For low feed rate
	NEW GM		<ul style="list-style-type: none"> For External, Internal turning and Grooving First choice Face Grooving and Face turning For Medium feed rate
	NEW RG		<ul style="list-style-type: none"> For External, Internal turning and Grooving Full radius Insert for Profiling

Parting & Grooving - Inserts

Parting & Grooving Inserts

Recommended Cutting Conditions : p.164



Series	INSL	CW
TD * 2	.787	.079
TD * 3	.787	.118
TD * 4	.787	.157
TD * 5	.787	.197

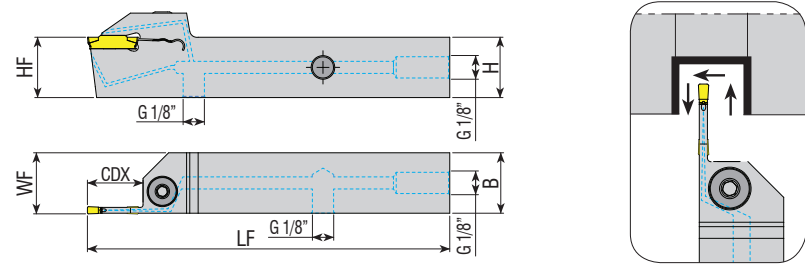
* CDX : Cutting Depth Maximum

● : Stock item ○ : Order made item

TD.	Designation	RE (In)	Parting & Grooving		Turning		EDP 5200..		
			Fn (In/rev.)	CDX (In)	Fn (In/rev.)	Ap	YG602	YG602G	YG603
- P	TDP 2002	.008	.002 ~ .005	.748	-	-	●	○	●
	TDP 3002	.008	.002 ~ .006	.748	-	-	●	○	●
	TDP 4003	.012	.002 ~ .007	.748	-	-	●	○	●
	* T DPR 2002 - 6	.008	.001 ~ .003	.748	-	-	●		●
	* T DPR 3002 - 6	.008	.002 ~ .005	.748	-	-	●		●
	* T DPL 2002 - 6	.008	.001 ~ .003	.748	-	-	●		●
- N	* T DPL 3002 - 6	.008	.002 ~ .005	.748	-	-	●		●
	TDN 2002	.008	.002 ~ .007	.748	-	-	●	○	●
	TDN 3002	.008	.003 ~ .009	.748	-	-	●	○	●
	TDN 4003	.012	.003 ~ .011	.748	-	-	●	○	●
	TDN 5003	.012	.004 ~ .014	.945	-	-	●		
	* T DNR 2002 - 6	.008	.002 ~ .006	.748	-	-	●		●
	* T DNR 3002 - 6	.008	.002 ~ .007	.748	-	-	●		●
	* T DNL 2002 - 6	.008	.002 ~ .006	.748	-	-	●		●
	* T DNL 3002 - 6	.008	.002 ~ .007	.748	-	-	●		●
	* T DNL 4003 - 4	.012	.002 ~ .009	.748	-	-	●		●
	TDY3E - 0.4	.016	.002 ~ .009	.394	.005 ~ .009	.020 ~ .094		●	
	TDY4E - 0.4	.016	.003 ~ .011	.394	.006 ~ .012	.020 ~ .110		●	
TDY5E - 0.4	.016	.003 ~ .009	.394	.006 ~ .012	.020 ~ .126		●		
- Y	TDY2E - 0.3 - GL	.012	.002 ~ .008	.394	.002 ~ .007	.016 ~ .059		●	●
	TDY3E - 0.3 - GL	.012	.002 ~ .009	.394	.003 ~ .008	.016 ~ .079		●	●
	TDY4E - 0.4 - GL	.016	.002 ~ .010	.394	.004 ~ .010	.020 ~ .091		●	●
	TDY3E - 0.4 - GM	.016	.002 ~ .009	.394	.005 ~ .009	.020 ~ .094		●	●
	TDY4E - 0.4 - GM	.016	.003 ~ .011	.394	.006 ~ .012	.020 ~ .110		●	●
	TDY4E - 0.8 - GM	.031	.004 ~ .011	.394	.007 ~ .013	.031 ~ .110		●	●
TDY2E - 1.0 - RG	.039	.002 ~ .006	.394	.004 ~ .012	.004 ~ .031		●	●	
TDY3E - 1.5 - RG	.059	.003 ~ .007	.394	.006 ~ .014	.004 ~ .047		●	●	
TDY4E - 2.0 - RG	.079	.004 ~ .008	.394	.007 ~ .018	.004 ~ .063		●	●	

Parting & Grooving - Holder - External

External holders with Internal coolant type



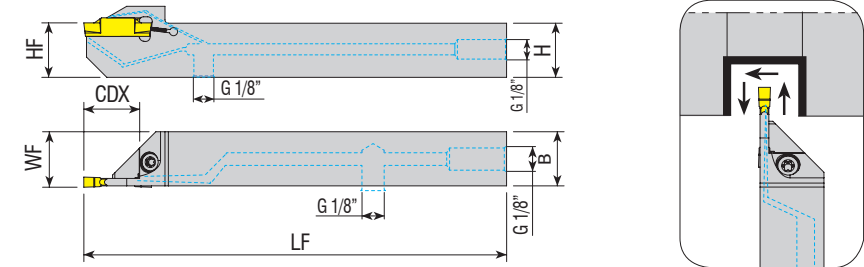
: p. 77 Unit : inch

Designation		EDP 5700..		CW	CDX	H (= HF)	B	LF	Insert
		R	L						
YTER/L 08 - 2T059 - C	●	0261	0238	.079	.591	.500	0.500	3.937	TD.2..
YTER/L 10 - 2T059 - C	●	0264	0241	.079	.591	.625	0.625	4.921	
YTER/L 12 - 2T035 - C	●	0271	0247	.079	.354	.750	0.750	4.921	
YTER/L 12 - 2T059 - C	●	0268	-	.079	.591	.750	0.750	4.921	
YTER/L 12 - 2T066 - C	●	0269	-	.079	.669	.750	0.750	4.921	
YTER/L 12 - 2T078 - C	●	0270	0246	.079	.787	.750	0.750	4.921	
YTER/L 16 - 2T066 - C	●	0275	0251	.079	.669	1.000	1.000	5.906	
YTER/L 08 - 3T059 - C	●	0263	0240	.118	.591	.500	0.500	3.937	TD.3..
YTER/L 10 - 3T059 - C	●	0266	0243	.118	.591	.625	0.625	4.921	
YTER/L 12 - 3T059 - C	●	-	0245	.118	.591	.750	0.750	4.921	
YTER/L 12 - 3T078 - C	●	0272	0248	.118	.787	.750	0.750	4.921	
YTER/L 12 - 3T098 - C	●	0273	0249	.118	.984	.750	0.750	4.921	
YTER/L 12 - 3T118 - C	●	0274	0250	.118	1.181	.750	0.750	4.921	
YTER/L 16 - 3T035 - C	●	0279	0255	.118	.354	1.000	1.000	5.906	
YTER/L 16 - 3T086 - C	●	0276	0252	.118	.866	1.000	1.000	5.906	
YTER/L 16 - 3T098 - C	●	0277	0253	.118	.984	1.000	1.000	5.906	
YTER/L 16 - 3T118 - C	●	0278	0254	.118	1.181	1.000	1.000	5.906	
YTER/L 20 - 3T098 - C	●	0284	0259	.118	.984	1.250	1.250	6.693	
YTER/L 16 - 4T086 - C	●	0280	0256	.157	.866	1.000	1.000	5.906	TD.4..
YTER/L 16 - 4T098 - C	●	0281	-	.157	.984	1.000	1.000	5.906	
YTER/L 16 - 4T118 - C	●	0282	0257	.157	1.181	1.000	1.000	5.906	
YTER/L 16 - 5T098 - C	●	0283	0258	.197	.984	1.000	1.000	5.906	TD.5..

Series	Designation	Infomation	Screw	Ring	Wrench
YTER/L	..-2..	Description	Y2505 - M6x30	YABPL - 01	YAAL - 03 - 3
		EDP	18000199	18000058	18000061
	..-3..	Description	Y2004 - M8x1x20	-	YAAL - 05 - 4
		EDP	18000196	-	18000062
	..-3..	Description	Y2004 - M8x1x20	-	-
		EDP	18000196	-	-
	..-3..	Description	Y2004 - M8x1x20	-	-
		EDP	18000196	-	-

Parting & Grooving - Holder - External

External holders with Internal coolant type for Swiss Lathe (Swiss Lathe)

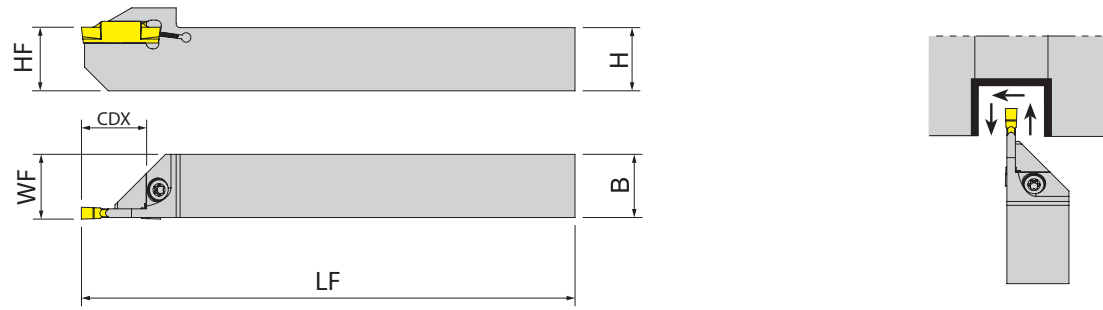


: p. 77 Unit : inch

Designation		EDP 5700..		CW	CDX	H (= HF)	B	LF	Insert
		R	L						
YTER/L 08 - 2T047 - S - C	●	0260	0237	.079	.472	.500	.500	4.921	TD.2..
YTER/L 08 - 3T047 - S - C	●	0265	0239	.118	.472	.500	.500	4.921	TD.3..
YTER/L 10 - 2T063 - S - C	●	0286	0242	.079	.630	.625	.625	4.921	TD.2..
YTER/L 10 - 3T063 - S - C	●	0288	0244	.118	.630	.625	.625	4.921	TD.3..

Series	Designation	Infomation	Screw	Ring	Wrench
YTER/L	..-S	Description	Y4015 - M4x11	-	Y80 - T15
		EDP	18000119	-	18000167

Parting & Grooving - Holder - External
External holders (Swiss Lathe)

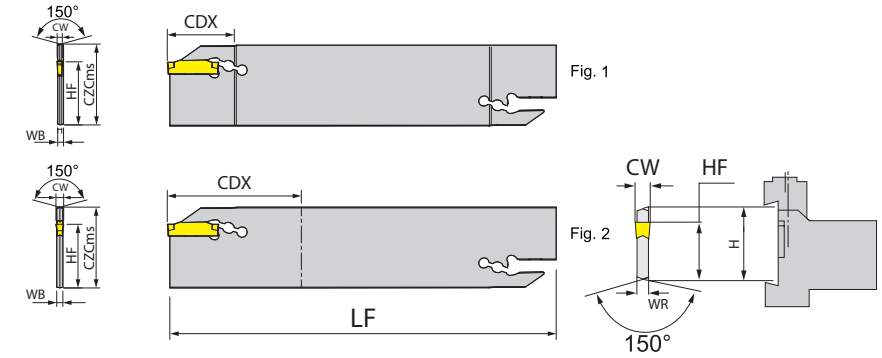


: p.77 Unit :inch

Designation	EDP 5700..		CW	DMIN	CDX	DCON	H	OHN	LF	Insert
	R	L								
YTIR/L 10 - 2T033 - C	0289	0285	.079	.984	.335	.625	.583	1.102	5.906	TD.2..
YTIR/L 12 - 3T023 - C	0290	0286	.118	.984	.236	.750	.720	1.575	6.693	
YTIR/L 16 - 3T023 - C	0291	0287	.118	.984	.236	1.000	.906	1.575	7.874	TD.3..
YTIR/L 20 - 3T019 - C	0292	0288	.118	1.220	.197	1.250	1.181	2.362	9.843	

: p.77 Unit:inch

Parting & Grooving - Holder
Blade



Designation	EDP 5700..	CZCms	CW	CDX	HF	LF	WB	Insert
YGB 32 - 2 - C	● 0226	1.260	.079	.787	.984	3.937	.063	TD.2..
YGB 32 - 3 - C	● 0227	1.260	.118	.787	.984	4.921	.094	TD.2..

TURNING

PARTING & GROOVING

MILLING

DRILLING

TECHNICAL INFORMATION

TURNING

PARTING & GROOVING

MILLING

DRILLING

TECHNICAL INFORMATION

Series	Designation	Infomation	Screw	Ring	Wrench
YTER/L	10 - 2T..	Description	2503 - M4x10	-	HL - 05
		EDP	18000197	-	58000041
	12 - 3T.. / 16 - 3T..	Description	Y2504 - M5X12	-	-
		EDP	18000198	-	-
		Description	Y2004 - M8x1x20	-	-
		EDP	18000196	-	-

Series	Designation	Infomation	Screw	Ring	Wrench
YGB	32 -..	Description	-	-	YALA - 01
		EDP	-	-	18000202

Parting & Grooving - Holder Blade Block

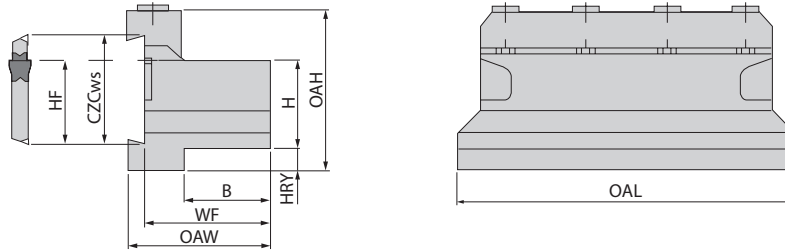
TURNING

PARTING & GROOVING

MILLING

DRILLING

TECHNICAL INFORMATION



: p.77

Unit: inch

Designation		EDP 5700..	CZCws	H	B	HF	OAL	OAH
YGBU 20 - 32 - C	●	0293	1.260	.750	.750	.984	3.937	1.969
YGBU 25 - 32 - C	●	0294	1.260	1.000	1.000	.984	4.331	1.969
YGBU 32 - 32 - C	●	0295	1.260	1.250	1.250	.984	4.331	2.126

Series	Designation	Information	Clamp	Screw	Wrench
YGBU	20 -./ 25 -.	Description	YABK - 03	Y2505 - M6X30	YAAL - 07 - 5
		EDP	18000204	18000199	18000203
	32 -.	Description	YABK - 04	-	-
		EDP	18000205	-	-